

UROMAT 3000



Modular system solutions
Simply wonderful

UROMAT
3000

UROMAT
3000 digital

SIMPLY WONDERFUL

The universal modular system solution

In the digital age, future-assured systems for diagnostics and therapy are indispensable – modular solutions that combine proven methods with innovative medical technology. The Uromat concept offers modular table and image systems for this purpose. From standard applications all the way to high-end digital systems, it can be precisely adapted to suit today's requirements and expanded to meet the tomorrow's needs.


Convenient to work with

Ergonomics are of utmost importance for being able to work in a concentrated manner without tiring. The heart of the Uromat is therefore comprised of highly sensitive yet robust mechanics which can be used to move, pivot or tilt the table into any position: longitudinally and transversely, from the 88° vertical position

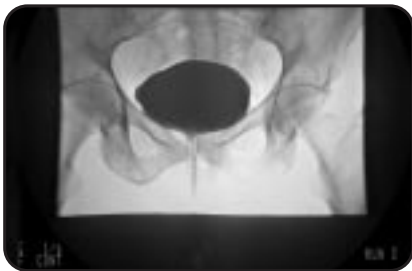
to the 20° Trendelenburg position – continuously adjustable for easy, smooth positioning. The microprocessor control system also permits isocentric tilting around the end of the table. Doctors and their assistants are thus ensured optimal working conditions, and patients can mount the table comfortably at the lowest possible height.

Ergonomic operation

A manual control unit or multi-function footswitch allows the table to be moved into all positions comfortably. The memory function can be used to save three unit positions during the examination. When needed, the unit can be returned to these positions. Moving the x-ray unit support arm longitudinally is just as easy; when necessary, the x-ray unit can be moved back easily into the park position. Depending on your room layout, the Uromat can be configured as a left-handed, right-handed or free-standing version, or installed next to the wall to conserve space.



Der Kippbereich des UROMAT 3000 reicht von der Beckenhochlage von -20° bis zur 88°-Senkrechten (Abbildung mit Zubehör: Tischplattenverlängerung mit Fußbank, Auflagerungsmatte für Tischplattenverlängerung.)



The Uromat 3000 digital: optimum diagnostics, e. g. by means of high-resolution storage of serial radiographs.

Future-assured diagnostics and therapy

For film exposures, digital image processing or real-time detector: the Uromat is equipped for all techniques. High-resolution 9", 12", 14" or 16" image intensifiers create survey radiographs of the entire urinary tract. The tabletop and x-ray unit can be moved longitudinally, providing a scanning area measuring 1100 x 660 mm, without the need for the patient to shift position. Nor does the Uromat limit your choice of X-ray components. Variable mounting technology allows you to use X-ray components from all well-known manufacturers.

Uromat 3000 – for reliable diagnostics

The Uromat 3000 is designed for conventional film exposures and can also be equipped with an optional image intensifier unit for urological intervention. The minimum distance from the tabletop to image intensifier (I.I.) and film ensures excellent, well-defined images. An important advantage: you can upgrade the Uromat 3000 to digital image processing at any time.

Uromat 3000 digital ñ medical technology for tomorrow

The Uromat 3000 is your ticket to the world of bits and bytes. The system's high-resolution 14" or 16" image intensifier opens the door to all the capabilities of image processing, image archiving and rapid data transmission, with the added advantage of real-time detectors (as soon as available).



The display shows the current inclination of the table and which of the 3 storable positions has been selected.



All system functions can be controlled and programmed by means of the manual operating unit.



Multi-function footswitch for equipment control during examinations.

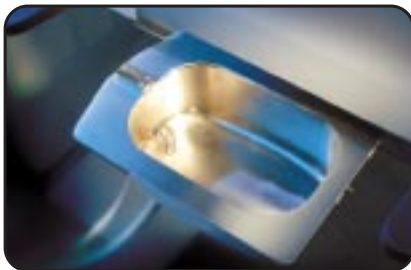


The Uromat 3000 with bucky and optional image intensifier.


“Best-practice” extras



Micturation seat: is pushed into the table frame at the foot end and locks into place automatically.



Rinse bowl: is mounted on the table frame, can be moved laterally, with inlet and outlet.



Rinse bag mount: can be distanced flexibly and tilted upwards as a splash guard.

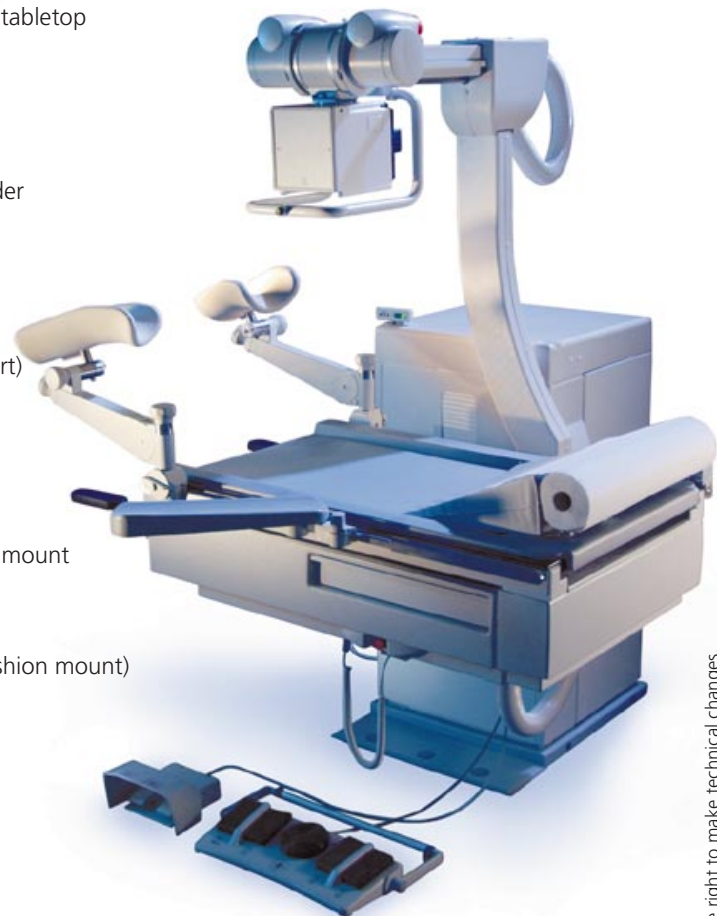


Monitor support arm for two 17" monitors: mounted in the equipment column. Thanks to the large swivelling range, the monitors are always in optimal visual range.

The Uromat offers you a variety of helpful extras for the daily needs of your medical practice – from an exemplary hygienic concept to individual service tailored to meet your requirements to comprehensive, high-quality optional equipment. We will be happy to provide you with detailed information!

Optional Uromat equipment

- Tabletop extension
- Footrest (only with tabletop extension)
- Infusion arm rest
- Infusion bottle holder
- Compression belt
- Leg supports (economy or comfort)
- Shoulder rests
- Handgrips
- Head cushion with mount
- Paper roll holder (only with head cushion mount)
- Rinse bowl
- Rinse bag mount
- Micturation seat
- Support arm for two 17" monitors



The UROMAT 3000 with accessories: leg supports, infusion armrest, paper roll holder and head cushion with mount.



Vorbildliches Hygienekonzept:
hier mit hochgeklappter Tischplatte

presented by: